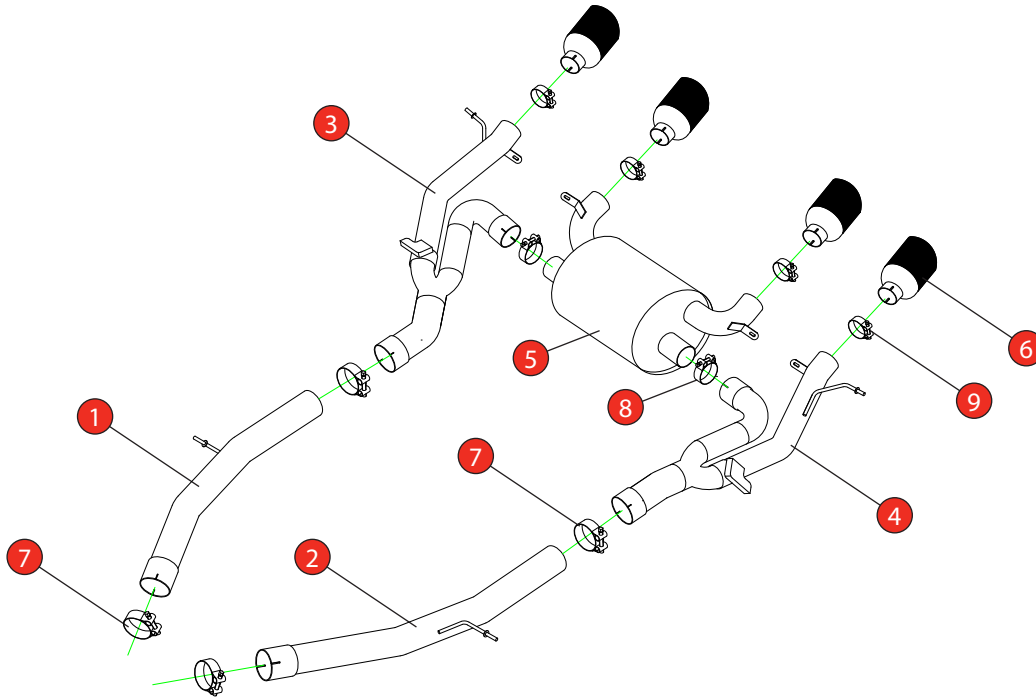


|              |   |                 |                      |
|--------------|---|-----------------|----------------------|
| <b>Car</b>   | BMW M3 G80 / M4 G82 inc Competition & xDrive                                | <b>Part No.</b> | SBM084CF             |
| <b>Year</b>  | 2021-Current  | <b>Fit Kits</b> | 377FK                |
| <b>Notes</b> | Where not supplied use original fittings. Original system requires cutting. | <b>Features</b> | Pipe Diameter:- 70mm |

Estimated Fitting Time: 2 Hours



| NO.            | PART NO.   | DESCRIPTION                     | QTY |
|----------------|------------|---------------------------------|-----|
| 1              | 826BM      | R/H Link Pipe                   | 1   |
| 2              | 827BM      | L/H Link Pipe                   | 1   |
| 3              | 828BM      | R/H Trim Pipe                   | 1   |
| 4              | 829BM      | L/H Trim Pipe                   | 1   |
| 5              | 830BM      | Rear Silencer                   | 1   |
| 6              | Z023.10162 | Ø114mm Carbon Fibre Ascari Trim | 4   |
| <b>Fit Kit</b> |            |                                 |     |
| 7              | Z016.10063 | 72mm H/D Clamp                  | 4   |
| 8              | Z016.10070 | 66mm H/D Clamp                  | 2   |
| 9              | Z016.10064 | 63-68mm Clmap                   | 4   |
| 10             | Z017.10044 | M8 x 20mm Hex Head Bolt         | 2   |
| 11             | Z017.10825 | M8 x 25mm Washer                | 4   |
| 12             | Z017.10062 | M8 Nyloc Nut                    | 2   |
| 13             | Z017.12783 | Valve Fixing Bow                | 2   |

|            |          |
|------------|----------|
| DATE       | 23/05/22 |
| ISSUE      | 3        |
| AUTHORISED | M.Ydlibi |


**NOTE:** ENSURE SCORPION SYSTEM IS CLEAR OF MOVING PARTS AND ALL ORIGINAL FUNCTIONS WORK CORRECTLY.



STAY CONNECTED TO RED POWER.

|              |  |                 |                      |
|--------------|--|-----------------|----------------------|
| <b>Car</b>   | BMW M3 G80 / M4 G82 inc Competition & xDrive                                   | <b>Part No.</b> | SBM084CF             |
| <b>Year</b>  | 2021-Current   | <b>Fit Kits</b> | 377FK                |
| <b>Notes</b> | Where not supplied use original fittings.<br>Original system requires cutting. | <b>Features</b> | Pipe Diameter:- 70mm |


Estimated Fitting Time: 2 Hours



We recommend removing the original exhaust from the car before cutting.

Locate the sets of indentations on both sides of the original system.

Cut the system through the middle pair of indentations. Once cut de-bur the edges and re-fit the front to the car



|              |  |                 |                      |
|--------------|--|-----------------|----------------------|
| <b>Car</b>   | BMW M3 G80 / M4 G82 inc Competition & xDrive                                   | <b>Part No.</b> | SBM084CF             |
| <b>Year</b>  | 2021-Current   | <b>Fit Kits</b> | 377FK                |
| <b>Notes</b> | Where not supplied use original fittings.<br>Original system requires cutting. | <b>Features</b> | Pipe Diameter:- 70mm |

Estimated Fitting Time: 2 Hours



A) Remove the electronic actuator from the original exhaust.

B) On the scorpion product fit the fixing bow (item 13) into the valve and use the actuator to secure the bow in place.



C) Use the original bolts to fasten the actuator to the valve ensuring the two straights on the fixing bow fit between the grooves on both of the posts.

D) For easier fitting we recommend assembling the rear trim pipes and rear silencer (items 3,4 and 5)



E) Secure these parts together using the M8 bolts , washer and nuts provided. Don't fully tighten these until the exhaust is fitted to the vehicle and is in the correct alignment.

